

Sec/Coat/292

Dated: 07.02.2020

The Secretary
BSE Limited
New Trading Wing,
Rotunda Building,
PJ Tower, Dalal Street,
Mumbai- 400001
Scrip Code: 539046

The Manager
National Stock Exchange of India Limited
Exchange Plaza, C-1, Block "G"
5th floor, Bandra Kurla Complex,
Bandra East,
Mumbai- 400051
Symbol: MANAKCOAT

Dear Madam/Sir,

Sub: Outcome of Board Meeting held on 7th February, 2020

Please note that the Board of Directors of the Company at its meeting held today, which commenced at 03:00 p.m and concluded at 04:30 p.m. has *inter-alia* considered, approved and adopted the Un-audited Financial Results (both Standalone & Consolidated) for the quarter and nine months ended 31st December, 2019. A copy of Un-audited Financial Results (both Standalone & Consolidated) for the quarter and nine months ended 31st December, 2019 along with Limited Review Report of M/s S. Bhalotia & Associates, Chartered Accountants, Statutory Auditors of the Company is enclosed.

This may be treated as compliance with relevant Regulations of SEBI (Listing Obligations and Disclosure Requirements) Regulations, 2015.

Thanking you,
Yours faithfully,

For Manaksia Coated Metals & Industries Limited


Sailja Gupta
Company Secretary



Encl: as above



Independent Auditor's Review Report on Standalone Unaudited Quarterly and nine months ended on 31st December 2019 of Manaksia Coated Metals & Industries Limited pursuant to the Regulation 33 of the SEBI (Listing Obligations and Disclosure Requirements) Regulations, 2015

To
**Board of Directors of
Manaksia Coated Metals & Industries Limited**

1. We have reviewed the Standalone financial results of Manaksia Coated Metal & Industries Limited ("the Company") for the quarter and nine months ended 31st December 2019, being submitted by the Company pursuant to the requirement of Regulation 33 of the SEBI (Listing Obligations and Disclosure Requirements) Regulations, 2015. These quarterly and nine months ended Standalone financial results have been prepared on the basis of the interim Standalone financial statements, which are the responsibility of the company's management. Our responsibility is to express a conclusion on the Statement based on our view.
2. We conducted our review in accordance with the Standard on Review Engagement (SRE) 2410, "Review of Interim Financial Information Performed by the Independent Auditor of the Entity", issued by the Institute of Chartered Accountants of India. A review of interim financial information consists of making inquiries, primarily of person responsible for financial and accounting matters and applying analytical and other review procedures. A review is substantially less in scope than an audit conducted in accordance with the Standards of Auditing and consequently does not enable us to obtain assurance that we would become aware of all significant matter that might be identified in an audit, Accordingly, we do not express an audit opinion.
3. Based on our review conducted as above, nothing has come to our attention that causes us to believe that the accompanying Statement has not been prepared in accordance with the recognition and measurement principles laid down in Indian Accounting Standard 34 (Ind AS 34) specified under Section 133 of the Companies Act, 2013 and other accounting principles generally accepted in India, and has not disclosed the information required to be disclosed in terms of Regulation 33 of the SEBI (Listing Obligations and Disclosure Requirements) Regulations 2015, as amended, including the manner in which it is to be disclosed or it contain any material misstatement.



BRANCHES



4. Corresponding figures for all periods prior to the quarter ended 30th September 2019, included in the Statement are based on the previously issued financial results that were reviewed / audited by the predecessor auditors who expressed an unmodified opinion (vide their limited review report dated 14th August 2019 on the quarterly financial results for the period ended 30th June 2019, limited review report dated 9th November 2018 on the quarterly and half yearly financial results for the period ended 30th September 2018 and audit report dated 29th May 2019 on the annual financial results for the year ended 31st March 2019 furnished to us and relied upon by us for the purpose of our review opinion on the Statement).

For **S. Bhalotia & Associates**
Chartered Accountants
Firm Registration Number: 325040E

Ankit Santhalia
Partner

Membership No: 301737

ICAI UDIN: 20301737AAAAA52073



Place: Kolkata

Date: 7th February 2020

BRANCHES:

Guwahati: 724, Peace Enclave, 4F, Ulubari, Charali, G.S.Road, Guwahati-781 007, Ph.: +91 361 2739921 / 8273, E-mail: ghy@sbassociates.co.in
Hyderabad: 1-11-240/5/1, Shyamlal Building, Dugar Arcade, Begumpet, Hyderabad – 500016, Ph.: +91 40400751/52, E-mail: hyd@sbassociates.co.in
Raipur: 18, Recreation Road Choubey Colony, Raipur - 492001 Ph.: +91 0771-4003858, E-mail: rpr@sbassociates.co.in



Independent Auditor's Review Report on Consolidated Unaudited Quarterly and Nine Months financial results ended on 31st December 2019 of Manaksia Coated Metals & Industries Limited pursuant to the Regulation 33 of the SEBI (Listing Obligations and Disclosure Requirements) Regulations, 2015

To
Board of Directors of
Manaksia Coated Metals & Industries Limited

1. We have reviewed the accompanying Statement of Consolidated Unaudited Financial Results of Manaksia Coated Metals & Industries Limited ("the Parent") and its subsidiaries (the Parent and its subsidiaries together referred to as "the Group"), and its share of the net profit/(loss) after tax and total comprehensive income/(loss) for the quarter and half year ended December 31, 2019 ("the Statement") being submitted by the Parent pursuant to the requirement of Regulation 33 of the SEBI (Listing Obligations and Disclosure Requirements) Regulations, 2015, as amended.
2. This Statement, which is the responsibility of the Parent's Management and approved by the Parent's Board of Directors, has been prepared in accordance with the recognition and measurement principles laid down in the Indian Accounting Standard 34 "Interim Financial Reporting" ("Ind AS 34"), prescribed under Section 133 of the Companies Act, 2013 read with relevant rules issued there under and other accounting principles generally accepted in India. Our responsibility is to express a conclusion on the Statement based on our review.
3. We conducted our review of the Statement in accordance with the Standard on Review Engagements (SRE) 2410 "Review of Interim Financial Information Performed by the Independent Auditor of the Entity", issued by the Institute of Chartered Accountants of India (ICAI). A review of interim financial information consists of making inquiries, primarily of Parent's personnel responsible for financial and accounting matters, and applying analytical and other review procedures. A review is substantially less in scope than an audit conducted in accordance with Standards on Auditing specified under Section 143(10) of the Companies Act, 2013 and consequently does not enable us to obtain assurance that we would become aware of all significant matters that might be identified in an audit. Accordingly, we do not express an audit opinion.

We also performed procedures in accordance with the circular issued by the SEBI under Regulation 33(8) of the SEBI (Listing Obligations and Disclosure Requirements) Regulations, 2015, as amended, to the extent applicable.

4. The Statement includes the result of the following entities:
 - (a) Manaksia Coated Metals & Industries Limited.
 - (b) Manaksia Internation FZE
 - (c) JPA Snacks Private Limited



BRANCHES



5. Based on our review conducted and procedures performed as stated in paragraph 3 above and based on the consideration of the review reports of other auditors referred to in paragraph 6 below, nothing has come to our attention that causes us to believe that the accompanying Statement, prepared in accordance with the recognition and measurement principles laid down in the aforesaid Indian Accounting Standard and other accounting principles generally accepted in India, has not disclosed the information required to be disclosed in terms of Regulation 33 of the SEBI (Listing Obligations and Disclosure Requirements) Regulations, 2015, as amended, including the manner in which it is to be disclosed, or that it contains any material misstatement.
6. The Consolidated unaudited financial results includes the interim financial statements/ financial information/ financial results of two subsidiaries which have not been reviewed by their auditors, whose interim financial statements/financial information/ financial results reflect Total Revenue of Rs. 7085.77 lakhs, Total Net Profit/(Loss) after tax of Rs. (17.01) lakhs and Total Comprehensive Income / (Loss) of Rs. (5.66) lakhs for the Quarter ended 31st December, 2019 and as considered in the Consolidated Unaudited Financial Results. According to information and explanations given to us by the Management, these interim financial statements/ financial information/ financial results are not material to the Group. Our Conclusion on the Statement is not modified in respect of the above matter.

Our conclusion on the Statement is not modified in respect of our reliance on the interim financial information certified by the Management.

For **S. Bhalotia & Associates**
Chartered Accountants
Firm Registration Number: 325040E

Ankit Santhalia

Ankit Santhalia

Partner

Membership No: 301737

ICAI UDIN: 20301737.AAAAAK 3949



Place: Kolkata


Date: 07th February 2020

BRANCHES:

Guwahati: 724, Peace Enclave, 4F, Ulubari, Charali, G.S.Road, Guwahati-781 007, Ph.: +91 361 2739921 / 8273, E-mail: ghy@sbassociates.co.in
Hyderabad: 1-11-240/5/1, Shyamlal Building, Dugar Arcade, Begumpet, Hyderabad - 500016, Ph.: +91 40400751/52, E-mail: hyd@sbassociates.co.in
Raipur: 18, Recreation Road Choubey Colony, Raipur - 492001 Ph.: +91 0771-4003858, E-mail: rpr@sbassociates.co.in

STATEMENT OF UNAUDITED FINANCIAL RESULTS FOR THE QUARTER AND NINE MONTHS ENDED 31ST DECEMBER, 2019

Standalone						Consolidated						(Rs. in Lacs)	
QUARTER ENDED			NINE MONTHS ENDED			QUARTER ENDED			NINE MONTHS ENDED			YEAR ENDED	
31st December 2019	30th September 2019	31st December 2018	31st December 2019	31st December 2018	31st March 2019	31st December 2019	30th September 2019	31st December 2018	31st December 2019	31st December 2018	31st March 2019	YEAR ENDED 2019	
Unaudited						Unaudited						Audited	
Particulars													
1. Income													
7066.03	5690.09	5589.37	17954.40	19329.80	25104.11	(a) Revenue from Operations							
59.46	28.15	57.88	173.48	172.60	344.30	(b) Other Income							
7125.49	5718.24	5647.25	18127.88	19502.40	25448.41	Total Income							
4672.87	6526.02	4222.33	16160.45	15052.05	19463.28	2. Expenses							
306.61	(2626.17)	(451.81)	(3887.44)	(1182.81)	(1943.65)	(a) Cost of materials consumed (including traded goods)							
350.78	303.10	264.42	957.14	790.62	1103.36	(b) Changes in inventories of finished goods, work-in-progress and stock-in-trade							
421.32	428.61	381.55	1282.56	1012.97	1376.33	(c) Employee benefits expense							
215.03	215.65	249.51	645.04	755.01	979.68	(d) Finance Cost							
1062.02	816.56	916.84	2743.35	3182.51	4189.65	(e) Depreciation and amortisation expense							
7028.63	5663.77	5582.84	17901.10	19610.35	25168.65	Total Expenses							
96.86	54.47	64.41	226.78	(107.95)	279.76	3. Profit/(Loss) before tax (1-2)							
29.00	14.00	0.00	61.00	0.00	69.00	4. Tax expense							
31.43	31.26	42.52	(107.51)	138.67	183.65	(a) Current Tax							
36.43	9.21	21.89	273.29	(246.62)	27.11	5. Net Profit/(Loss) for the period (3-4)							
-	-	-	-	-	1.48	6. Other Comprehensive Income (After Tax)							
-	-	-	-	-	-	(a) Items that will not be reclassified to profit or loss (After Tax)							
-	-	-	-	-	-	(b) Items that will be reclassified to profit or loss							
36.43	9.21	21.89	273.29	(246.62)	28.59	7. Total Comprehensive Income for the period (5-6)							
655.34	655.34	655.34	655.34	655.34	655.34	8. Paid-up Equity Share Capital (Face Value per share : Rs. 1/-)							
-	-	-	-	-	8,307.65	9. Other Equity as per Balance Sheet of the previous accounting year							
0.06	0.01	0.03	0.42	(0.38)	0.04	10. Earnings per share (of Rs. 1/- each) (Not annualised):							
0.06	0.01	0.03	0.42	(0.38)	0.04	Basic							
-	-	-	-	-	-	Diluted							




Notes :


- (a) The Financial Results of the Company for the Quarter and Nine Months ended 31st December, 2019 have been reviewed and recommended by the Audit Committee and approved by the Board of Directors of the Company in their respective meetings held on 7th February, 2020. The Statutory Auditors of the Company have carried out Audit of these results and the results are being published in accordance with Regulation 33 of the SEBI (Listing Obligations and Disclosure Requirements) Regulations, 2015.
- (b) Comparative figures have been rearranged / regrouped wherever necessary.
- (c) The above Financial Results of the Company for the Quarter ended 31st December, 2019 are available at the Company's website www.manaksia.coatedmetals.com and websites of all Stock Exchanges, where the Equity shares of the Company are listed.

Place : Kolkata

Dated : 7th February, 2020

**For and on behalf of the Board of Directors
Manaksia Coated Metals & Industries Limited**




Sushil Kumar Agrawal
(Managing Director)
DIN: 00091793

MANAKSIA COATED METALS & INDUSTRIES LIMITED
Corporate Identity Number: L27100WB2010PLC144409

SEGMENTWISE REVENUE RESULTS AND CAPITAL EMPLOYED FOR THE QUARTER AND NINE MONTHS ENDED 31ST DECEMBER, 2019

(Rs. in Lacs)									
Standalone					Consolidated				
QUARTER ENDED		NINE MONTHS ENDED			QUARTER ENDED		NINE MONTHS ENDED		
31st December 2019	30th September 2019	31st December 2018	31st December 2019	31st March 2019	31st December 2019	30th September 2019	31st December 2018	31st December 2019	31st March 2019
Unaudited					Unaudited				
Audited					Audited				
Particulars					Particulars				
Segment Revenue (Net of Taxes)					Segment Revenue (Net of Taxes)				
a) Metal Products					a) Metal Products				
6,813.09	4,798.99	5,333.28	16,452.22	24,148.28	6,813.09	4,798.99	5,333.28	16,452.22	24,148.28
252.94	891.10	256.09	1,502.18	955.83	272.68	908.87	797.21	1,569.02	2,302.63
7,066.03	5,690.09	5,589.37	17,954.40	25,104.11	7,085.77	5,707.86	6,130.49	18,021.24	26,450.91
Less : Inter Segment Revenue					Less : Inter Segment Revenue				
7,066.03	5,690.09	5,589.37	17,954.40	25,104.11	7,085.77	5,707.86	6,130.49	18,021.24	26,450.91
Segment Results					Segment Results				
Segment Results (Profit+/-)/Loss(-) before Tax & Interest from each segment :					Segment Results (Profit+/-)/Loss(-) before Tax & Interest from each segment :				
a) Metal Products					a) Metal Products				
775.57	578.88	684.90	2,062.11	2,525.68	775.57	578.88	684.90	2,062.11	2,525.68
(53.21)	24.24	(156.26)	(132.45)	(642.08)	(96.09)	(22.85)	(235.42)	(253.02)	(710.54)
722.36	603.12	528.64	1,929.66	1,883.60	679.48	556.03	449.48	1,809.09	1,815.14
421.32	428.61	381.55	1,282.56	1,376.33	453.35	417.89	358.61	1,314.59	1,421.66
301.04	174.51	147.09	647.10	507.27	226.13	138.14	90.87	494.50	393.48
26.22	30.37	23.81	135.19	126.91	47.69	19.14	15.66	135.19	96.23
327.26	204.88	170.90	782.29	634.18	273.82	157.28	106.53	629.69	489.71
230.40	150.41	106.49	555.51	354.42	230.40	150.41	106.49	555.51	278.40
Less : Other un-allocable expenditure net of un-allocable (income)					Less : Other un-allocable expenditure net of un-allocable (income)				
96.86	54.47	64.41	226.78	279.76	43.42	6.87	0.04	74.18	211.31
Total Profit/(loss) before Tax					Total Profit/(loss) before Tax				
30,513.03	27,749.20	24,140.16	30,513.03	28,334.00	30,513.03	27,749.20	24,140.16	30,513.03	28,334.00
4,226.74	4,575.65	3,905.64	4,226.74	4,270.34	4,942.53	5,208.11	4,689.64	4,942.53	5,033.33
3,370.28	4,216.90	3,614.43	3,370.28	2,017.12	3,370.28	4,216.90	3,614.43	3,370.28	2,017.12
38,110.05	36,541.75	31,660.23	38,110.05	34,621.46	38,825.84	37,174.21	32,444.23	38,825.84	35,384.45
Segment Liabilities					Segment Liabilities				
a) Metal Products					a) Metal Products				
10,452.64	11,552.78	14,662.08	10,452.64	12,701.21	10,452.64	11,552.78	14,662.08	10,452.64	12,701.21
1,389.50	2,043.36	966.18	1,389.50	890.83	2,258.30	2,773.17	1,827.00	2,258.30	1,694.74
17,031.64	13,745.76	7,344.19	17,031.64	12,066.43	17,031.64	13,745.76	7,344.19	17,031.64	12,066.43
28,873.78	27,341.90	22,972.45	28,873.78	25,658.47	29,742.58	28,071.71	23,833.27	29,742.58	26,462.38

